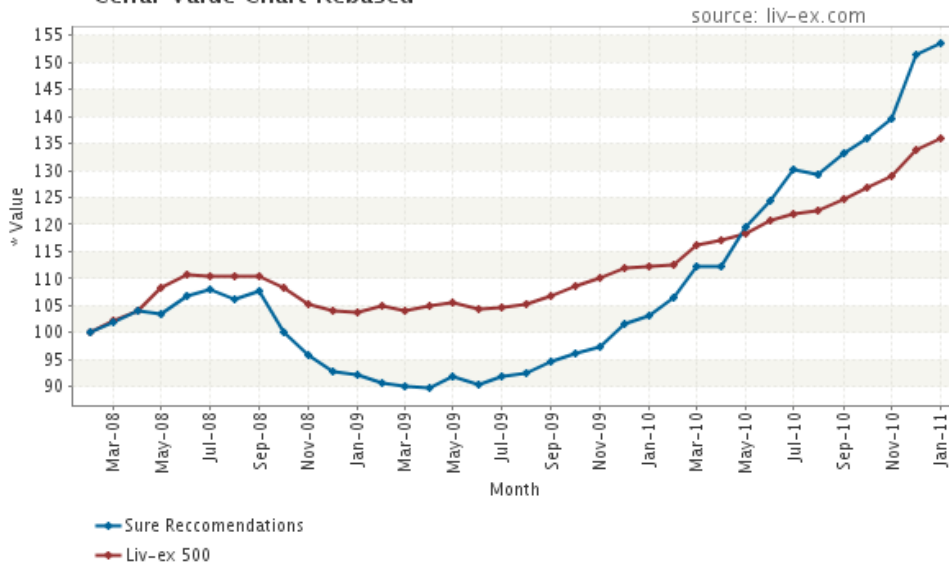


Key Data		Performance	Value	3m	12m
Current Value of Cellar:	810,633	Sure Recommendations	810,633	+10.4%	+44.5%
Cost of Cellar:	384,210	Liv-ex 100	346	+9.7%	+40.8%
Return on Cost	+111%	Liv-ex 500	261	+7.1%	+21.1%
Number of Lines:	25	FTSE 100	5,997	+5.9%	+8.5%
Number of Bottles:	5520	S&P 500	1,311	+13.2%	+14.8%
Average Value/Bottle:	146.9	Nikkei 225	10,592	+9.4%	-0.8%

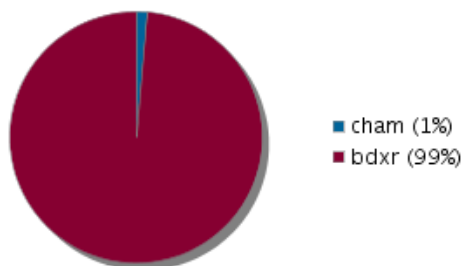
**Sure Recommendations vs Liv-ex 500**

Cellar Value Chart Rebased

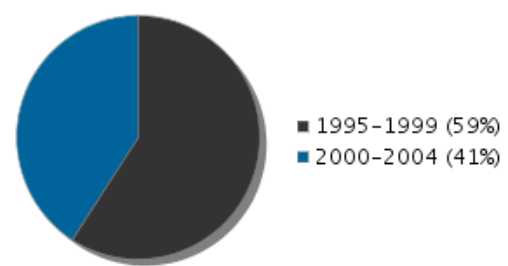


Top 5 Performing Wines					Performance			Value	
Reg	Wine	Vin	Size	Qty	Current	3m %	12m %	Total	%
bdxr	Margaux	2004	12x75cl	10	3,294	+9.8	+83.5	32,937	4.1
bdxr	Margaux	2004	12x75cl	10	3,294	+9.8	+83.5	32,937	4.1
bdxr	Latour	1998	12x75cl	10	3,783	+12.7	+72.0	37,831	4.7
bdxr	Latour	1998	12x75cl	10	3,783	+12.7	+72.0	37,831	4.7
bdxr	Latour	1998	12x75cl	10	3,783	+12.7	+72.0	37,831	4.7

**Cellar Value by Region**



**Cellar Value by Vintage**



Content of Cellar											
Wine				Price /Unit			Performance			Value	
Reg	Wine	Vin	Size	Qty	Cost	Current	3m %	12m %	vs Cost	Total	%
bdxr	Cos d'Estournel	2000	12x75cl	10	571	1,100	+7.0	+40.1	+92.8	11,000	1.4
bdxr	Cos d'Estournel	2002	12x75cl	10	434	670	+3.9	+21.8	+54.4	6,700	0.8
bdxr	Ducru Beaucaillou	1995	12x75cl	10	740	1,079	+4.1	+14.8	+45.8	10,790	1.3
bdxr	Ducru Beaucaillou	2000	12x75cl	10	715	1,200	+9.1	+27.7	+67.8	12,000	1.5
bdxr	Haut Brion	1998	12x75cl	10	1,870	3,795	+15.0	+30.9	+102.9	37,950	4.7
bdxr	Haut Brion	1999	12x75cl	10	1,850	2,874	+12.6	+59.4	+55.3	28,738	3.5
bdxr	Haut Brion	2000	12x75cl	10	2,640	6,000	0.0	+21.2	+127.3	60,000	7.4
bdxr	Haut Brion	2001	12x75cl	10	1,900	3,000	+20.0	+53.8	+57.9	30,000	3.7
bdxr	Latour	1998	12x75cl	10	925	3,783	+12.7	+72.0	+309.0	37,831	4.7
bdxr	Latour	1998	12x75cl	10	1,850	3,783	+12.7	+72.0	+104.5	37,831	4.7
bdxr	Latour	1998	12x75cl	10	875	3,783	+12.7	+72.0	+332.4	37,831	4.7
bdxr	Latour	2002	12x75cl	10	2,960	4,500	+25.5	+63.6	+52.0	45,000	5.6
bdxr	Margaux	1996	12x75cl	10	2,211	6,400	+13.3	+45.5	+189.4	64,000	7.9
bdxr	Margaux	1996	12x75cl	10	4,690	6,400	+13.3	+45.5	+36.5	64,000	7.9
bdxr	Margaux	1999	12x75cl	10	1,010	3,525	+19.5	+67.9	+249.0	35,250	4.3
bdxr	Margaux	2001	12x75cl	10	2,150	3,393	+12.5	+61.6	+57.8	33,935	4.2
bdxr	Margaux	2001	12x75cl	10	1,365	3,393	+12.5	+61.6	+148.6	33,935	4.2
bdxr	Margaux	2004	12x75cl	10	1,735	3,294	+9.8	+83.5	+89.8	32,937	4.1
bdxr	Margaux	2004	12x75cl	10	2,500	3,294	+9.8	+83.5	+31.7	32,937	4.1
bdxr	Mouton Rothschild	1996	12x75cl	10	1,200	4,292	+22.8	+50.6	+257.6	42,918	5.3
bdxr	Mouton Rothschild	2002	12x75cl	10	935	2,695	-3.6	+35.1	+188.2	26,950	3.3
bdxr	Mouton Rothschild	2002	12x75cl	10	970	2,695	-3.6	+35.1	+177.8	26,950	3.3
bdxr	Mouton Rothschild	2002	12x75cl	10	920	2,695	-3.6	+35.1	+192.9	26,950	3.3
cham	Dom Perignon	1996	12x75cl	10	655	1,710	0.0	-22.1	+161.1	17,100	2.1
cham	Dom Perignon	1996	12x75cl	10	750	1,710	0.0	-22.1	+128.0	17,100	2.1