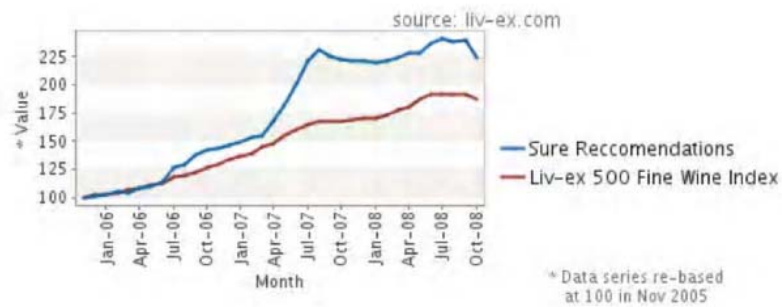


Key Data	
Current Value of Cellar:	1,007,070
Cost of Cellar:	755,730
Return on Cost	+33.3%
Number of Lines:	41
Number of Bottles:	4920
Average Value/Bottle:	204.7

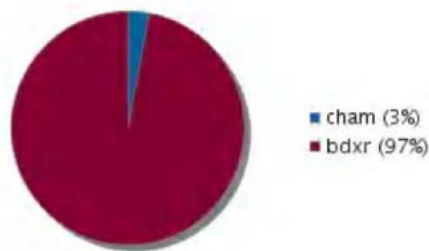
Performance	Value	3m	12m
Cellar	1,007,070	-10%	-3%
Liv-ex 100 Fine Wine Index	221.62	-15.6%	-7.4%
Liv-ex 500 Fine Wine Index	208.27	-1.8%	+12.3%
FTSE 100	4,006	-25.5%	-38.6%
S&P 500	807	-36%	-46.3%
Nikkei 225	8,273	-35.4%	-50.8%

Sure Recommendations vs Liv-ex 500 Fine Wine Index

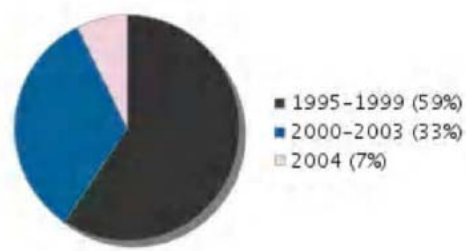


Top 5 Performing Wines					Performance			Value	
Reg	Wine	Vin	Size	Qty	Current	3m	12m	Total	%
cham	Dom Perignon	1996	12x75cl	10	1,500	-14.3%	+20%	15,000	1.5%
cham	Dom Perignon	1996	12x75cl	10	1,500	-14.3%	+20%	15,000	1.5%
bdxr	Cos d'Estourel	2000	12x75cl	10	740	-3.9%	+19.4%	7,400	0.7%
bdxr	Cos d'Estourel	2000	12x75cl	10	740	-3.9%	+19.4%	7,400	0.7%
bdxr	Pichon Baron	2002	12x75cl	10	320	-15.8%	+16.4%	3,200	0.3%

Cellar Value by Region



Cellar Value by Vintage



Content of Cellar											
Wine				Price /Unit			Performance			Value	
Reg	Wine	Vin	Size	Qty	Cost	Current	3m	12m	vs Cost	Total	%
bdxr	Cos d'Estournel	2000	12x75cl	10	550	740	-3.9%	19.4%	34.5%	7,400	0.7%
bdxr	Cos d'Estournel	2000	12x75cl	10	571	740	-3.9%	19.4%	29.7%	7,400	0.7%
bdxr	Cos d'Estournel	2002	12x75cl	10	434	495	-6.6%	0%	14.1%	4,950	0.5%
bdxr	Ducru Beaucaillou	1995	12x75cl	10	740	850	0%	3%	14.9%	8,500	0.8%
bdxr	Ducru Beaucaillou	2000	12x75cl	10	715	740	-12.9%	-14.5%	3.5%	7,400	0.7%
bdxr	Haut Brion	1998	12x75cl	10	1,870	2,200	-19.4%	-8.3%	17.6%	22,000	2.2%
bdxr	Haut Brion	1999	12x75cl	10	1,850	1,695	-7.1%	0%	-8.4%	16,950	1.7%
bdxr	Haut Brion	2000	12x75cl	10	2,640	5,400	-1.8%	8%	104.5%	54,000	5.4%
bdxr	Haut Brion	2001	12x75cl	10	1,900	1,650	6.5%	1.9%	-13.2%	16,500	1.6%
bdxr	Haut Brion	2001	12x75cl	10	1,575	1,650	6.5%	1.9%	4.8%	16,500	1.6%
bdxr	Lafite Rothschild	1996	12x75cl	10	4,600	6,000	-20%	-7.7%	30.4%	60,000	6%
bdxr	Lafite Rothschild	1996	12x75cl	10	2,750	6,000	-20%	-7.7%	118.2%	60,000	6%
bdxr	Lafite Rothschild	1996	12x75cl	10	2,547	6,000	-20%	-7.7%	135.6%	60,000	6%
bdxr	Lafite Rothschild	1998	12x75cl	10	3,190	4,094	-8.4%	-2.5%	28.3%	40,940	4.1%
bdxr	Lafite Rothschild	1998	12x75cl	10	2,035	4,094	-8.4%	-2.5%	101.2%	40,940	4.1%
bdxr	Lafite Rothschild	2001	12x75cl	10	1,470	2,400	-17.2%	-12.7%	63.3%	24,000	2.4%
bdxr	Lafite Rothschild	2002	12x75cl	10	1,375	2,298	-17.9%	-14.9%	67.1%	22,980	2.3%
bdxr	Lafite Rothschild	2004	12x75cl	10	2,850	2,400	-22.5%	-12.7%	-15.8%	24,000	2.4%
bdxr	Latour	1996	12x75cl	10	6,500	5,800	-2.5%	3.6%	-10.8%	58,000	5.8%
bdxr	Latour	1998	12x75cl	10	1,850	2,000	0.9%	11.1%	8.1%	20,000	2%
bdxr	Latour	1998	12x75cl	10	925	2,000	0.9%	11.1%	116.2%	20,000	2%
bdxr	Latour	1998	12x75cl	10	875	2,000	0.9%	11.1%	128.6%	20,000	2%
bdxr	Latour	2002	12x75cl	10	2,960	2,750	-6.8%	-1.8%	-7.1%	27,500	2.7%
bdxr	Margaux	1996	12x75cl	10	4,690	4,957	-9%	-4.7%	5.7%	49,570	4.9%
bdxr	Margaux	1996	12x75cl	10	2,211	4,957	-9%	-4.7%	124.2%	49,570	4.9%
bdxr	Margaux	1999	12x75cl	10	1,010	2,087	-7.2%	-2.8%	106.6%	20,870	2.1%
bdxr	Margaux	2001	12x75cl	10	2,150	2,250	7.4%	12.5%	4.7%	22,500	2.2%
bdxr	Margaux	2001	12x75cl	10	1,365	2,250	7.4%	12.5%	64.8%	22,500	2.2%
bdxr	Margaux	2004	12x75cl	10	1,735	1,800	-18.2%	-14.3%	3.7%	18,000	1.8%
bdxr	Margaux	2004	12x75cl	10	2,500	1,800	-18.2%	-14.3%	-28%	18,000	1.8%
bdxr	Mouton Rothschild	1996	12x75cl	10	1,200	2,000	-13.1%	-14.9%	66.7%	20,000	2%
bdxr	Mouton Rothschild	2001	12x75cl	10	1,550	1,350	-15.4%	-10%	-12.9%	13,500	1.3%
bdxr	Mouton Rothschild	2002	12x75cl	10	970	1,575	-1.3%	-10%	62.4%	15,750	1.6%
bdxr	Mouton Rothschild	2002	12x75cl	10	935	1,575	-1.3%	-10%	68.4%	15,750	1.6%
bdxr	Mouton Rothschild	2002	12x75cl	10	920	1,575	-1.3%	-10%	71.2%	15,750	1.6%
bdxr	Mouton Rothschild	2002	12x75cl	10	1,450	1,575	-1.3%	-10%	8.6%	15,750	1.6%
bdxr	Mouton Rothschild	2003	12x75cl	10	2,795	2,240	-7.2%	-6.2%	-19.9%	22,400	2.2%
bdxr	Mouton Rothschild	2004	12x75cl	10	1,650	1,400	-12.2%	-1.8%	-15.2%	14,000	1.4%
bdxr	Pichon Baron	2002	12x75cl	10	265	320	-15.8%	16.4%	20.8%	3,200	0.3%
cham	Dom Perignon	1996	12x75cl	10	750	1,500	-14.3%	20%	100%	15,000	1.5%
cham	Dom Perignon	1996	12x75cl	10	655	1,500	-14.3%	20%	129%	15,000	1.5%

Data is drawn from merchant list prices. Base data is in GBP, prices in other currencies for reference only.
Copyright Liv-ex.com.